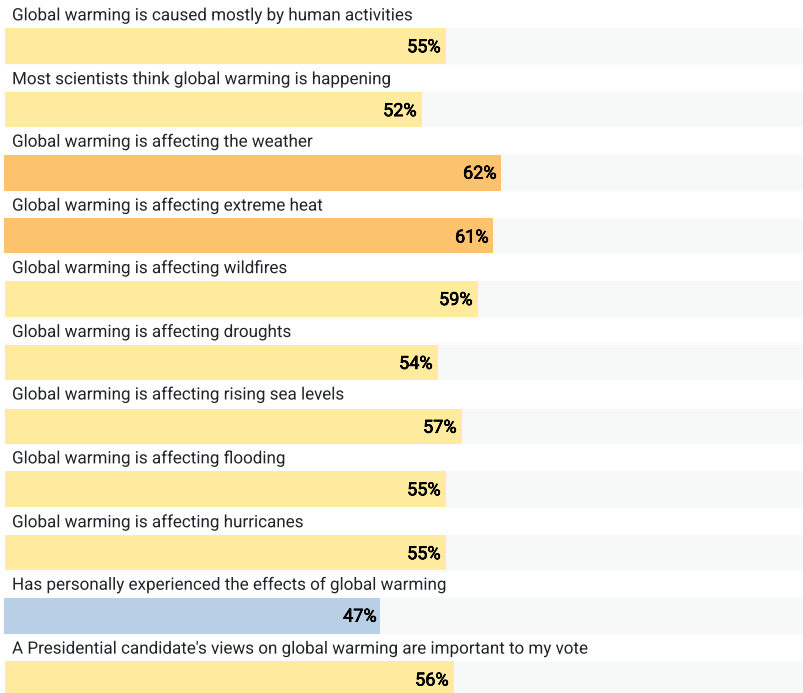
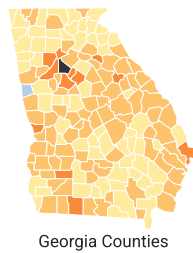
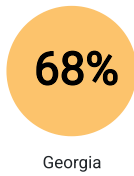


Public Opinion on Climate Change, 2024

Public opinion data come from the Yale Climate Opinion Maps (YCOM), which are based on a statistical model that employs nationally representative Climate Change in the American Mind (CCAM) surveys conducted between 2008 and 2024. The model combines geographic, census, socioeconomic, and political data with CCAM survey data collected by the Yale Program on Climate Change Communication and George Mason University Center for Climate Change Communication (combined n > 35,000). For more information about the survey question wording and methodology, please visit YCOM: climatecommunication.yale.edu/visualizations-data/ycom-us

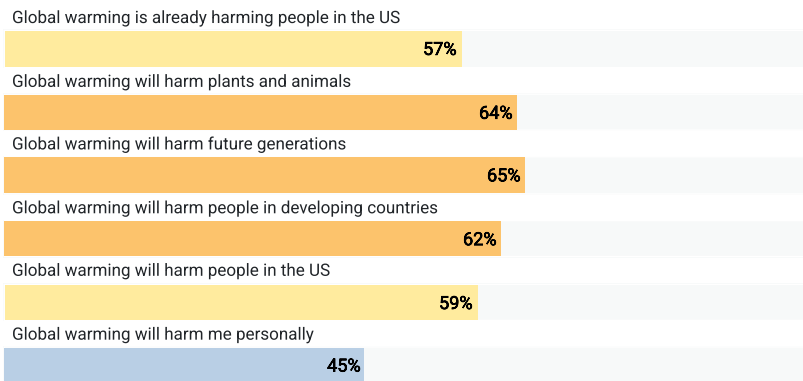
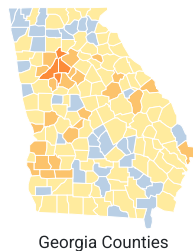
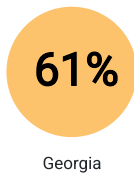
Beliefs

Global warming is happening



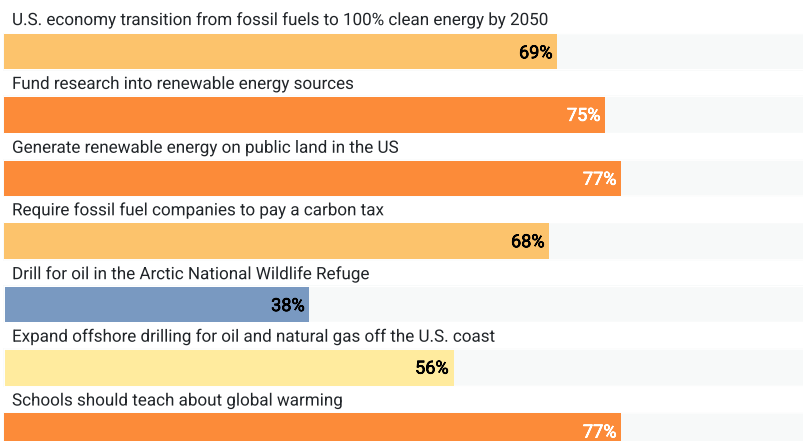
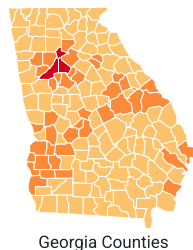
Risk Perceptions

Worried about global warming



Policy Support

Regulate CO2 as a pollutant



Behaviors

Discuss global warming at least occasionally

31%

Hear about global warming in the media at least once a week

24%

Who should do more about global warming?

The President

55%

Congress

59%

My Governor

55%

My Local Govt. Officials

56%

Citizens

60%

Corporations

66%

Color Legend

>0%

>10%

>20%

>30%

>40%

>50%

>60%

>70%

>80%

>90%

For help / questions, please contact: climatechange@yale.edu

Yale Program on Climate Change Communication 2024

In partnership with

